

Name \_\_\_\_\_ Date \_\_\_\_\_

# Dancing Patterns



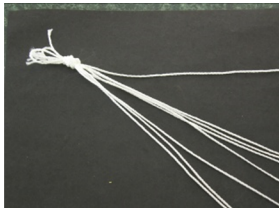
Maypole dances are designed to weave the streamers around the Maypole. They may be woven tightly or loosely, but each dance produces a different woven pattern. You will work together as a team to create your own Maypole dance. Use what you learned from your internet research to help you. Remember, you will need to have an inner circle of streamers as well as an outer circle. The way they wrap each other makes the pattern. You may twist streamers around each other, move the streamers over and under each other, twist and move backwards, then forwards. Try different moves until you have a pattern you are pleased with.

## Materials:

a ruler, pencil, or piece of cardboard to use as a Maypole  
8-12 pieces of different colors of string, roving, or yarn 18-24 inches long  
Pencil eraser top, stapler or tape

## Directions:


1. Tie the roving together tightly.



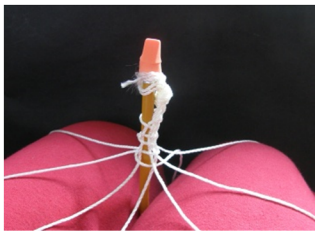
2. Attach the roving to the top of the ruler, pencil, or cardboard. Secure it with tape or staples if needed.



3. Have one member of the team hold the pencil between their legs, or let one team member hold it. Spread the streamers out.



4. Experiment with different weaving patterns.



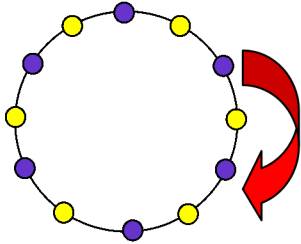
5. Once you have a pattern that you like, write it down on the lines below.

Here is an example:

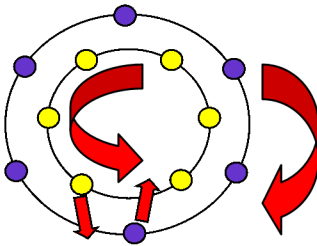
Outside wraps twice around inside streamer.  
Inside streamers go over under.  
Repeat until weaving is complete.

# Dancing Patterns

Choreographers often make diagrams of dance steps. See if you can read these.



How many dancers are in this dance? \_\_\_\_\_  
How many rows of dancers are there? \_\_\_\_\_  
How are they moving? \_\_\_\_\_  
Will this produce a weave? \_\_\_\_\_  
Try this with your string Maypole.



How many dancers are in this dance? \_\_\_\_\_  
How many rows of dancers are there? \_\_\_\_\_  
How are they moving? \_\_\_\_\_  
Will this produce a weave? \_\_\_\_\_  
Try this with your string Maypole.

Draw a diagram of your dance here.